

Helpful tips for using and storing **TD300** Inhalation System for Inhaled Treprostinil



Tips for setting up,
operating, carrying,
and cleaning your device

*This booklet includes highlights from the Instructions for Use manual.
Please refer to that manual for more detailed instructions.*

It is important to read this material carefully before using Inhaled Treprostinil to ensure safe and effective use

TIPS FOR DEVICE SETUP

Before setting up your device, wash your hands.

- **Fill the water chamber with distilled water only.**

Distilled water is highly purified and can be purchased at most pharmacies.

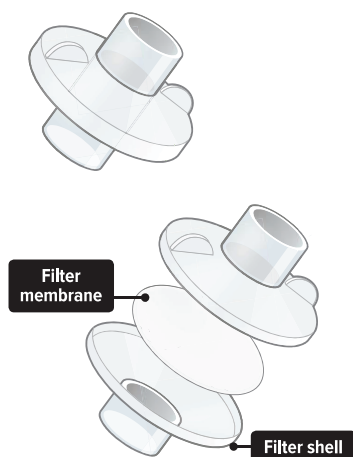
- **Place 1 new medicine cup into the water chamber of the device.** Placing multiple cups will prevent the flow of medicine. Do not use a cup that is damaged, dirty, or was used before.

! **ONE AMPULE OF INHALED TREPROSTINIL WILL COVER A FULL DAY OF TREATMENT.**

One ampule contains enough medicine for all 4 treatment sessions in a day. Be sure to discard any remaining medicine at the end of the day. If you get any medicine from the ampule on your hands, wash them to prevent irritation.

Once you have prepared the medicine and are assembling your device:

- **Do not force the parts together.** When the device is assembled correctly, the parts fit together easily.
- **Each day, you will need to replace the filter membrane within each filter shell.** New filter shells (which you will receive once a month in your refill kit) come with fresh filter membranes already installed.



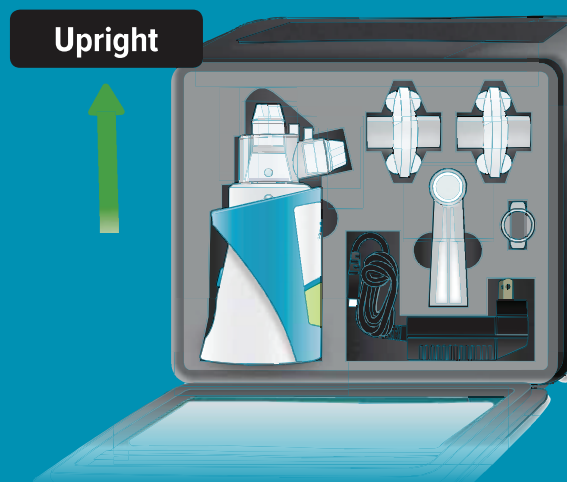
For more information about setting up your device, see pages 28-39 in the Instructions for Use manual.

INHALED TREPROSTINIL ON THE GO

- **Always use the carrying case to store and transport your device and its accessories.**

It should be stored upright between treatments to prevent water and medicine from spilling out of the device.

- **Always use plugs between treatment sessions** as this helps to prevent the medication from spilling out.



For more information about storing and transporting your device, see pages 48-51 in the Instructions for Use manual.



PROGRAMMING AND CHARGING TIPS



You can mute the volume by holding the volume button down all the way. You can use the + and - buttons to increase and decrease the volume.



You can pause treatment if you need to. When the device is turned on, press the “start” button and immediately release to start or pause treatment. Holding the button down will power the device on and off. For more information, see page 44 in the Instructions for Use manual.



IT IS RECOMMENDED TO CHARGE YOUR DEVICE OVERNIGHT.

A fully charged device will last at least a full day. If there is not enough charge to conduct a treatment session, “Charge battery” appears on the screen. You can also charge the device in between uses if needed. Your device can be used while charging (just like your cell phone).

For more information about programming your device, see pages 18-25 in the Instructions for Use manual.

TIPS FOR TAKING INHALED TREPROSTINIL

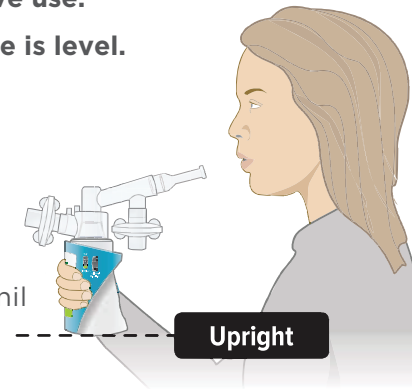
It is recommended to read the leaflet before using Inhaled Treprostinil to ensure safe and effective use.

1- Ensure the base of the device is level.

Use a mirror if you want to check your positioning.*

2- Sit or stand upright.

Don't lean down to the mouthpiece on the device when taking Inhaled Treprostinil. Look forward and keep the device level to your mouth.



3- Do not hold your breath after inhaling.

Take a normal full breath for 3 seconds. When the lights stop flashing, remove your lips from the mouthpiece, breathe out normally, and prepare for your next breath. You may not be able to see the medication moving through the mouthpiece, but even if you cannot see it, it is being delivered.

4- Inhale your prescribed number of breaths, 4x daily.

Take your treatments during waking hours, approximately 4 hours apart. You may want to set an alarm on your phone or consider asking family members to help remind you.



Waking



Lunch



Dinner



Bedtime

* It is recommended that you pick up and hold the device, as it is lightweight.

If you take more Inhaled Treprostinil than you should

If you accidentally overdose on Inhaled Treprostinil, you may experience flushing, headache, hypotension, nausea, vomiting, and diarrhea. If any of these effects become severe, then you should contact your doctor or hospital immediately. Your doctor may reduce or discontinue Inhaled Treprostinil until your symptoms have disappeared. The medicine will then be reintroduced at a dose level recommended by your doctor.

If you forget to take Inhaled Treprostinil

Do not take a double dose to make up for a forgotten dose. If a dose is missed, take the missed dose as soon as possible.

For more information see pages 42-45 in the Instructions for Use manual. You can also visit www.TYVASO.com to find instruction video on how to use Inhaled Treprostinil.

CLEANING TIPS



DISCARD ANY EXTRA MEDICATION AFTER FINAL TREATMENT OF THE DAY.

Any remaining medication should NOT be used the following day.

- ✓ **Discard the used filter membranes and medicine cup at the end of each day.** These components should not be reused.
- ✓ **At the end of each day, clean the reusable accessories by hand in warm, soapy water and allow them to air-dry overnight.** Do not place your device in water; simply empty it and turn it upside down to dry. Do not place your device or its accessories in a dishwasher, an oven, or a microwave.
- ✓ **Replace your device's accessories monthly.** You will receive new accessories with each monthly refill of your prescription.

For more information about cleaning your device, see pages 52-56 in the Instructions for Use manual.

ONGOING SUPPORT

For troubleshooting information or technical support about your TYVASO Inhalation System, see pages 64-75 in the Instructions for Use manual.

Questions? Reach out to your nurse at your doctor's office or your Specialty Pharmacy nurse for assistance.

For additional information, please contact Biologix via email: PSP@biologixpharma.com

Please report any adverse reactions to The National Pharmacovigilance Centre (NPC), SFDA:
• SFDA Call Center: 19999
• E-mail: npc.drug@sfd.gov.sa
• Fax: +966-11-205-7662

• Website: 

Or

LOCAL REPRESENTATIVE OF THE MARKETING AUTHORISATION HOLDER IN KSA
Biologix FZCO, Hibatullah Al Ghaffari Street-Sulimaniyah
Kingdom of Saudi Arabia P.O.Box 991, Riyadh 11421 Biologix Pharmacovigilance Department:
• E-mail: Pharmacovigilance-ksa@biologixpharma.com
• Tel + 966 11 4646 955 Ext 286
• Mobile: +966559994037

Biologix

Biologix FZCO, Hibatullah
Al Ghaffari Street- Sulimaniyah
Kingdom of Saudi Arabia P.O.Box 991,
Riyadh 11421

EM-TYV-KSA-en-PG-v.1.0-March25