

A healthcare professional's guide to minimizing risks with Zolgensma®▼

(onasemnogene abeparvovec)

This brochure has been developed to support healthcare professionals expected to prescribe, dispense and administer Zolgensma. The brochure aims to provide guidance on key safety areas related to hepatotoxicity and thrombotic microangiopathy with Zolgensma and to help mitigate possible risks before, during and after treatment. The brochure should be read along with the Summary of Product Characteristics (SmPC)

Zolgensma is indicated for the treatment of:

- Patients with 5q spinal muscular atrophy (SMA) with a bi-allelic mutation in the survival motor neuron 1 (SMN1) gene and a clinical diagnosis of SMA Type 1, or
- Patients with 5q SMA with a bi-allelic mutation in the SMN1 gene and up to 3 copies of the SMN2 gene

Zolgensma treatment should be administered in clinical centers and supervised by a physician experienced in the management of patients with SMA

▼ This medicinal product is subject to additional monitoring. This will allow quick identification of new safety information. Healthcare professionals are asked to report any suspected adverse reactions

If you have any questions or concerns about Zolgensma, speak to your Novartis representative

SMA, spinal muscular atrophy; SMN, survival motor neuron; SmPC, Summary of Product Characteristics.



Thank you for taking the time to read this guide. This document has been developed to help mitigate possible risks before the start of Zolgensma treatment, at the time of the infusion, and after infusion by providing a guide focusing on the following safety areas of concern:

- **Hepatotoxicity**
- **Thrombotic microangiopathy**

If you have any questions or concerns about this medicine, please refer to the SmPC or speak to your Novartis representative

Useful contacts

[illegible]

What is in this guide?

Understanding the possible risks of Zolgensma	4
• Hepatotoxicity	4
• Thrombotic microangiopathy	4
• Additional warnings	5
Mitigating possible risks with Zolgensma	6
• Before the start of treatment	6
• At the time of infusion	10
• After infusion and monitoring	13
Blood test schedule	16
Summary Checklist	19

Understanding the possible risks of Zolgensma

Important safety information

Important identified risks following Zolgensma treatment are outlined below. Please refer to the SmPC for full safety and prescribing information, as other warnings and precautions are in place for Zolgensma



Hepatotoxicity

Immune-mediated hepatotoxicity following Zolgensma treatment is generally manifested as elevated alanine transaminase (ALT) and/or aspartate aminotransferase (AST) levels

Acute serious liver injury and acute liver failure, including fatal cases, have been reported after treatment with Zolgensma. This occurs typically within 2 months after treatment and despite receiving corticosteroids before and after infusion

Hepatotoxicity may require adjustment of the immunomodulatory regimen including longer duration, increased dose or prolongation of the corticosteroid taper



Thrombotic microangiopathy

Zolgensma may increase the risk of thrombotic microangiopathy (TMA), generally within the first 2 weeks after treatment

TMA is an acute and life-threatening condition, characterized by thrombocytopenia, microangiopathic hemolytic anemia and acute kidney injury. Fatal outcomes have been observed with Zolgensma treatment. Concurrent immune system activation (e.g. from infections, vaccinations) have also been reported as possible triggers

If patients show clinical signs, symptoms or laboratory findings consistent with TMA, a specialist should be consulted immediately to manage TMA as clinically indicated

Please refer to section 4.4 of the SmPC for further information on warnings and precautions for use of Zolgensma

ALT, alanine aminotransferase; AST, aspartate aminotransferase; SmPC, Summary of Product Characteristics; TMA, thrombotic microangiopathy.



Additional warnings and precautions associated with Zolgensma include, but are not limited to:

- **Thrombocytopenia**
 - Transient decreases in platelet counts, some of which met the criteria for thrombocytopenia, were observed in Zolgensma clinical studies
- **Elevated Troponin-I**
 - Increases in cardiac troponin-I levels following Zolgensma infusion have been observed

Please note that additional warnings and precautions associated with Zolgensma are not limited to those identified in this guide. Please refer to the SmPC or your Novartis representative for full safety information for Zolgensma

Mitigating possible risks with Zolgensma

1. Before the start of treatment

Inform the caregiver(s) about the main risks associated with Zolgensma and their signs and symptoms, including but not limited to TMA, hepatic failure and thrombocytopenia



Blood tests

Anti-adeno-associated virus serotype 9 (AAV9) antibody formation can take place after natural exposure

Patients should be tested for the presence of AAV9 antibodies prior to treatment using an appropriately validated assay

It is not yet known whether or under what conditions Zolgensma can be safely and effectively administered in the presence of AAV9 antibodies above 1:50. Re-testing may be performed if AAV9 antibody titres are reported as above 1:50

Before administration of Zolgensma, baseline laboratory testing is also required for, but not limited to:

- Liver function: ALT, AST, total bilirubin, albumin, prothrombin time, partial thromboplastin time (PTT), and international normalized ratio (INR)
- Creatinine
- Complete blood count (including hemoglobin and platelet count)
- Troponin-I

Regular blood tests are required for at least 3 months following Zolgensma infusion. Please refer to pages 16–18 of this guide for a detailed blood test schedule

AAV9, adeno-associated virus serotype 9; ALT, alanine aminotransferase; AST, aspartate aminotransferase; INR, international normalized ratio; PTT, partial thromboplastin time; TMA, thrombotic microangiopathy.

Inform the caregiver(s) about the need for regular blood sampling

Caregivers must be advised that blood tests will be required for at least 3 months following Zolgensma treatment. Compliance with the monitoring blood test schedule is important for best patient outcomes. Blood test appointment dates and times should be agreed upon and booked prior to treatment

Corticosteroid dosing

An immune response to the AAV9 capsid will occur after ZOLGENSMA administration leading to:



elevations in liver
aminotransferases



elevations of
troponin-I



decreased platelet
count

To dampen the immune response, immunomodulation with corticosteroids is recommended



24 hours prior to Zolgensma infusion, it is recommended to initiate a corticosteroid regimen. The following initial prescription is recommended:

Prednisolone orally 1 mg/kg/day (or equivalent if another corticosteroid is used)

Inform caregiver(s) about the importance of corticosteroid medication

Inform the caregiver on the urgency to make you aware of any event of vomiting, to ensure the patient does not miss corticosteroid dosing

Mitigating possible risks with Zolgensma

1. Before the start of treatment *(continued)*



Overall health

Due to the increased risk of serious systemic immune response, it is recommended that patients are clinically stable in their overall health status, including hydration and nutritional status and absence of infection

Inform caregiver(s) of the need for increased vigilance in the prevention, monitoring, and management of infection before and after Zolgensma infusion

The caregiver must:

- Be informed of the signs and symptoms suggestive of infection. If the patient shows any signs and symptoms, they must contact you urgently
- Help to prevent infections by avoiding situations that may increase the risk of the patient getting infections, such as practicing good hand hygiene, good coughing/sneezing etiquette, and limiting potential contacts
- Be informed about the possible infection risk as part of circumcision and recommend performing circumcision at a medical setting to minimize the risk for infections

In case of acute or chronic uncontrolled active infections, treatment should be postponed until the infection has resolved and the patient is clinically stable



Vaccination schedule

Before the start of treatment the patient's vaccination schedule should be evaluated

Where feasible, the vaccination schedule should be adjusted to accommodate concomitant corticosteroid administration prior to and following Zolgensma infusion

Seasonal respiratory syncytial virus (RSV) prophylaxis is recommended and should be up to date. Live vaccines, such as measles, mumps and rubella (MMR) and varicella, should not be administered to patients on an immunosuppressive steroid dose



Weight

Patients will receive a dose of nominal 1.1×10^{14} vg/kg Zolgensma. The total volume of Zolgensma that the patient will receive is determined by their weight. The patient must be weighed prior to treatment to ensure that they receive the correct dose

Mitigating possible risks with Zolgensma

2. At the time of infusion



Overall health

Check the overall health status of the patient is suitable for infusion (e.g. resolution of infections) or if a postponement is warranted

Treatment should not be initiated concurrently to active infections, either acute (such as acute respiratory infections or acute hepatitis) or uncontrolled chronic (such as chronic active hepatitis B), until the infection has resolved. If the patient shows any signs or symptoms suggestive of infection, treatment must be postponed

In case of acute or chronic uncontrolled active infections, treatment should be postponed until the infection has resolved and the patient is clinically stable



Patient weight

Zolgensma dosing is weight-based

If there is a delay between ordering Zolgensma and infusion, the patient may need to be re-weighed to ensure accuracy of Zolgensma dose

Contact Novartis immediately if you are concerned about a change in the patient's weight since ordering the patient's dose of Zolgensma



Corticosteroid dosing

Check if corticosteroid treatment was started 24 hours before the infusion of Zolgensma

To dampen the immune response, the patient should have started their immunomodulatory regimen with corticosteroids, with the first dose given 24 hours prior to Zolgensma treatment. On the day of Zolgensma treatment, the patient should continue the regimen and receive the following dose of corticosteroid:

Prednisolone orally 1 mg/kg/day (or equivalent if another corticosteroid is used)

The immunomodulatory regimen should be continued for 30 days (including the day of administration of Zolgensma), followed by a minimum 28 day taper period. Please refer to page 13 for corticosteroid dosing following infusion

Mitigating possible risks with Zolgensma

2. At the time of infusion (*continued*)



Zolgensma infusion

Zolgensma is for single-dose intravenous infusion only

Zolgensma should be administered with the syringe pump as a single, slow infusion of approximately 60 minutes. Insertion of a secondary 'back-up' catheter is recommended

It should be administered as intravenous infusion only. **Do not administer by intravenous push or bolus**

Following completion of infusion, the line should be flushed with saline

Contact Novartis immediately if you are concerned about a change in the patients weight since ordering the patients dose of Zolgensma



Zolgensma contains genetically-modified organisms. You should therefore take the appropriate precautions when handling or administering Zolgensma

For detailed instructions on the preparation, handling, accidental exposure and disposal (including proper handling of bodily waste) of Zolgensma, refer to the SmPC

3. After infusion

Corticosteroid dosing after Zolgensma

Corticosteroid treatment should continue for at least 2 months; and not be tapered until AST/ALT are less than 2 x upper limit of normal (ULN), and all other assessments, e.g. total bilirubin, return to normal range

This period may need to be prolonged if the patient's liver enzymes do not decrease quickly enough, until they decrease to an acceptable level. The dose of corticosteroid given to the patient should be slowly reduced at this time until treatment can be fully stopped



Prednisolone 1 mg/kg/day should be given orally (or equivalent if another corticosteroid is used) for 30 days including the day of administration of Zolgensma. At the end of this 30-day period of corticosteroid regimen, patients should have their liver function checked



For patients with unremarkable findings (normal clinical exam, total bilirubin, and whose ALT and AST values are both below 2 x ULN at the end of the total 30-day period):

Gradually taper prednisolone (or equivalent) over 28 days

- For example: 2 weeks at 0.5 mg/kg/day and then 2 weeks at 0.25 mg/kg/day oral prednisolone



For patients with liver function abnormalities at the end of the total 30-day period:

Continue with prednisolone until the AST and ALT values are below 2 x ULN and all other assessments return to normal range, followed by tapering over 28 days or longer if needed.

If at any time patients do not respond adequately to the equivalent of 1 mg/kg/day oral prednisolone, based on the patient's clinical course, prompt consultation with a pediatric gastroenterologist or hepatologist and adjustment to the recommended immunomodulatory regimen, including increased dose, longer duration or prolongation of corticosteroid taper, should be considered

ALT, alanine aminotransferase; AST, aspartate aminotransferase;
ULN, upper limit of normal.

Mitigating possible risks with Zolgensma

3. After infusion (*continued*)

Regular blood tests

Close and regular monitoring (clinical and laboratory) of the individual patient course should be performed for at least 3 months following Zolgensma infusion



Liver function (ALT, AST, total bilirubin) should be monitored at regular intervals for at least 3 months following infusion with Zolgensma

Tests should be conducted:

- Weekly in the first month and during the entire corticosteroid taper period
- Every 2 weeks for another month
- At other times as clinically indicated

Patients with worsening liver function test results and/or signs or symptoms of acute illness should be promptly assessed and monitored closely

If patients do not respond to corticosteroids, or if liver injury is suspected, promptly consult a pediatric gastroenterologist or hepatologist



Platelet counts should be closely monitored within the first 3 weeks following infusion and on a regular basis afterwards

After Zolgensma treatment, platelet counts should be monitored:

- At least weekly for the first month
- Every other week for the second and third months until platelet counts return to baseline

If TMA is suspected, a specialist should be consulted



Troponin-I levels should be monitored for at least 3 months following Zolgensma infusion or until levels return to within normal reference range for patients with SMA

Consider consultation with a cardiac expert as needed

ALT, alanine aminotransferase; AST, aspartate aminotransferase;
SMA, spinal muscular atrophy; TMA, thrombotic microangiopathy.



Temporary shedding

Temporary shedding of Zolgensma may occur, primarily through bodily waste, for at least 1 month after treatment with Zolgensma

Provide the caregiver with practical advice concerning bodily waste disposal to be followed for at least 1 month after their child's treatment with Zolgensma



Wear protective gloves when coming into contact with bodily fluids or waste



Wash hands thoroughly afterwards with soap and warm running water, or an alcohol-based hand sanitizer



Use double plastic bags to dispose of soiled diapers and other waste. Disposable diapers may still be disposed of in household waste

Blood test schedule

Month 1 after Zolgensma treatment (30 days)



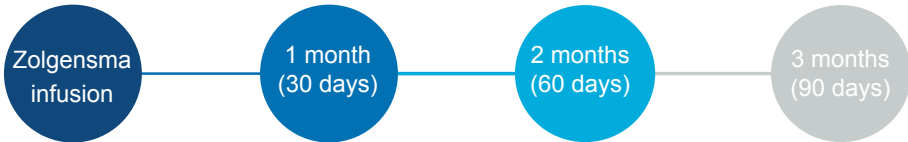
Blood tests

For the first month following Zolgensma treatment, your patient will require **weekly blood tests for liver function and blood-platelet count**. Troponin-I levels should be monitored for at least 3 months following Zolgensma infusion or until levels return to within normal reference range for patients with SMA. The table below can be used to guide you on the blood test schedule

Number of weeks after Zolgensma treatment	Blood tests
Troponin-I (if levels have not returned to within normal reference range for patients with SMA)	
Week 1	Liver function Platelet count
Week 2	Liver function Platelet count
Week 3	Liver function Platelet count
Week 4	Liver function Platelet count

SMA, spinal muscular atrophy.

Month 2 after Zolgensma treatment (60 days)



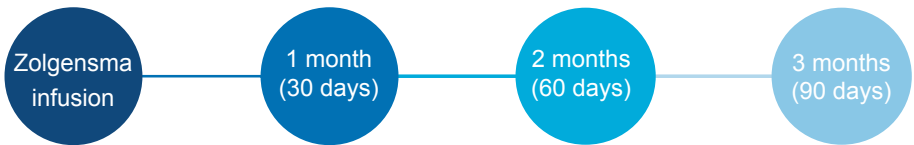
Blood tests

For the second month following Zolgensma treatment and during the entire corticosteroid taper period, your patient will require **weekly blood tests for liver function. Blood-platelet count should be monitored every other week** until count returns to baseline. Troponin-I levels should be monitored for at least 3 months following Zolgensma infusion or until levels return to within normal reference range for patients with SMA. The table below can be used to guide you on the blood test schedule

Number of weeks after Zolgensma treatment	Blood tests
Troponin-I (if levels have not returned to within normal reference range for patients with SMA)	
Week 5	Liver function
Week 6	Liver function Platelet count (if not returned to baseline)
Week 7	Liver function
Week 8	Liver function Platelet count (if not returned to baseline)

Blood test schedule

Month 1 after Zolgensma treatment (30 days)



Blood tests

In the third month following Zolgensma treatment, your patient will require **regular blood tests for liver function and blood-platelet count** (until platelet counts return to baseline). Troponin-I levels should be monitored for at least 3 months following Zolgensma infusion or until levels return to within normal reference range for patients with SMA. The table below can be used to guide you on the blood test schedule

Number of weeks after Zolgensma treatment	Blood tests
Troponin-I (if levels have not returned to within normal reference range for patients with SMA)	
Week 9	Liver function (for a patient whose liver function does not return to baseline after treatment, or for a patient that is at the corticosteroid tapering period)
Week 10	Liver function Platelet count (if not returned to baseline)
Week 11	Liver function (for a patient whose liver function does not return to baseline after treatment, or for a patient that is at the corticosteroid tapering period)
Week 12	Liver function Platelet count (if not returned to baseline)

During and after month 3, further blood tests and monitoring may be required in certain instances, which are outlined below

- Liver function should continue to be monitored weekly through the end of corticosteroid tapering and at other times as clinically indicated
- Platelet counts should continue to be monitored every 2 weeks until they return to baseline
- Troponin-I levels should be monitored until levels return to within the normal reference range for patients with SMA

SMA, spinal muscular atrophy.

Summary Checklist

The below checklist is a summary of actions to take before the start, at the time of, and after Zolgensma infusion, to help mitigate possible risks associated with Zolgensma treatment:

Before the start of treatment

- ☐ Inform the caregiver about the:
- ☐ Main risks with Zolgensma and their signs and symptoms, including TMA, hepatic failure and thrombocytopenia
- ☐ Practical advice concerning bodily waste disposal
- ☐ Need for regular blood sampling
- ☐ Importance of corticosteroid medication
- ☐ Need for increased vigilance in the prevention, monitoring, and management of infection before and after Zolgensma treatment
- ☐ Take blood tests, including testing for the presence of AAV9 antibodies to establish baseline levels
- ☐ Give corticosteroid dose 24 hours before the treatment to dampen the immune response
- ☐ Evaluate vaccination schedule to decide whether it needs to be adjusted
- ☐ Check overall health, as treatment must be postponed in the event of signs or symptoms suggestive of infection
- ☐ Check patient weight to ensure the patient receives the correct dose of Zolgensma


At the time of infusion

- ☐ Check overall health status of the patient is suitable for the infusion (e.g. resolution of infections) or if a postponement is warranted
- ☐ Check corticosteroid dose was started 24 hours before the infusion of Zolgensma and provide next dose to dampen the immune response
- ☐ Check patient weight to ensure the patient receives the correct dose of Zolgensma
- ☐ Zolgensma infusion is given once only
- ☐ Appropriate Zolgensma handling must be followed

After infusion

- ☐ The corticosteroid treatment should continue for at least 2 months; and not be tapered until AST/ALT are less than 2 x ULN, and all other assessments, e.g. bilirubin, return to a normal range
- ☐ Close and regular monitoring (clinical and laboratory) of the individual patient course should be performed for at least 3 months
- ☐ Prompt assessment of patients with worsening liver function tests and/or signs or symptoms of acute illness
- ☐ If patients do not respond adequately to corticosteroids, or if liver injury is suspected, prompt consultation with a pediatric gastroenterologist or hepatologist is required
- ☐ If TMA is suspected, a specialist should be consulted

Please refer to the SmPC for full safety and prescribing indications as other warnings and precautions are in place for Zolgensma



You can report any problem or adverse events or request additional copies of the materials through:

Patient Safety Department Novartis Pharma AG - Saudi Arabia -.

Toll Free Number: 8001240078

Phone: +966112658100

Email: adverse.events@novartis.com

Or by online: <https://report.novartis.com/>



Saudi Food and Drug Authority National Pharmacovigilance Center

Unified Contact Center: 19999

Email: npc.drug@sfda.gov.sa

Or by online: <https://ade.sfda.gov.sa>



Summary of Product Characteristics

SMA, spinal muscular atrophy; SMN, survival motor neuron; SmPC, Summary of Product Characteristics.

